

ACP-4340

4U Rackmount Chassis for Full-size SHB/SBC or ATX/MicroATX Motherboard with 4 Hot Swap Drive Trays



Features

- Supports a PICMG backplane with up to 14 slots or an ATX/Micro-ATX motherboard
- Shock-resistant disk drive bay holds four hot-swap 3.5" and 2.5" SATA disk trays, one slim optical disk drive, and one 2.5" internal drive
- Dual front USB 3.0 ports
- Front-accessible system fan without opening top cover for easy maintenance
- LED indicators and alarm notification for system fault detection
- Built-in Intelligent System Module enabling whole system fan control and remote manageability

Quiet Specifications

CE FCC

Vertrieb durch



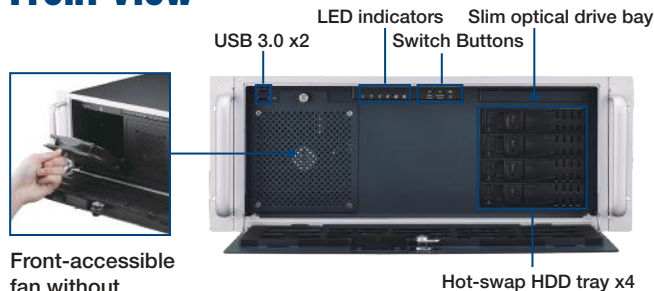
AMC – Analytik & Messtechnik GmbH Chemnitz

Heinrich-Lorenz-Str. 55 Tel.: +49/371/38388-0
 09120 Chemnitz Fax: +49/371/38388-99
 E-Mail: info@amc-systeme.de Web: www.amc-systeme.de

		External	Internal
Drive Bay	Slim Optical Drive Bay	1	-
	3.5"	-	-
	2.5"	-	1
	Hot Swap	4 (Compatible with 3.5" or 2.5" devices)	-
Cooling	Fan	1 (12 cm /82 CFM) + 1 (8 cm/52 CFM) for SATA storage unit	
	Air Filter	Yes	
Front I/O Interface	USB 3.0*	2	
Miscellaneous	LED Indicators	Power, HDD, temperature, fan, LAN1, and LAN2	
	Rear Panel	Backplane version: One 9-pin D-Sub opening Motherboard version: Five 9-pin D-Sub and one 25-pin D-Sub openings	
System Monitoring		Chassis intrusion switch	
Intelligent System Module	CPU/System fan speed, CPU/system temperature (Only Advantech AIMB-78X, PCE-51XX/71XX mainboards can enable CPU fan speed and temperature monitoring function of Intelligent System Module)		
Environment	Temperature	Operating 0 ~ 40 °C (32 ~ 104 °F)	Non-Operating -20 ~ 60 °C (-4 ~ 140 °F)
	Humidity	10 ~ 85% @ 40 °C, non-condensing	
	Vibration (5 ~ 500 Hz)	1 Grms	2 G
	Shock	10 G (with 11 ms duration, half sine wave)	
	Dimensions (W x H x D)	482 x 177 x 479 mm (19" x 7.0" x 18.8")	
Physical Characteristics	Weight	12.5 kg (27.5 lb)	


The USB 3.0 ports do not operate if the motherboard has no on-board USB 3.0 box header.

Front View



Front-accessible fan without opening top cover

Inside View



Rear View



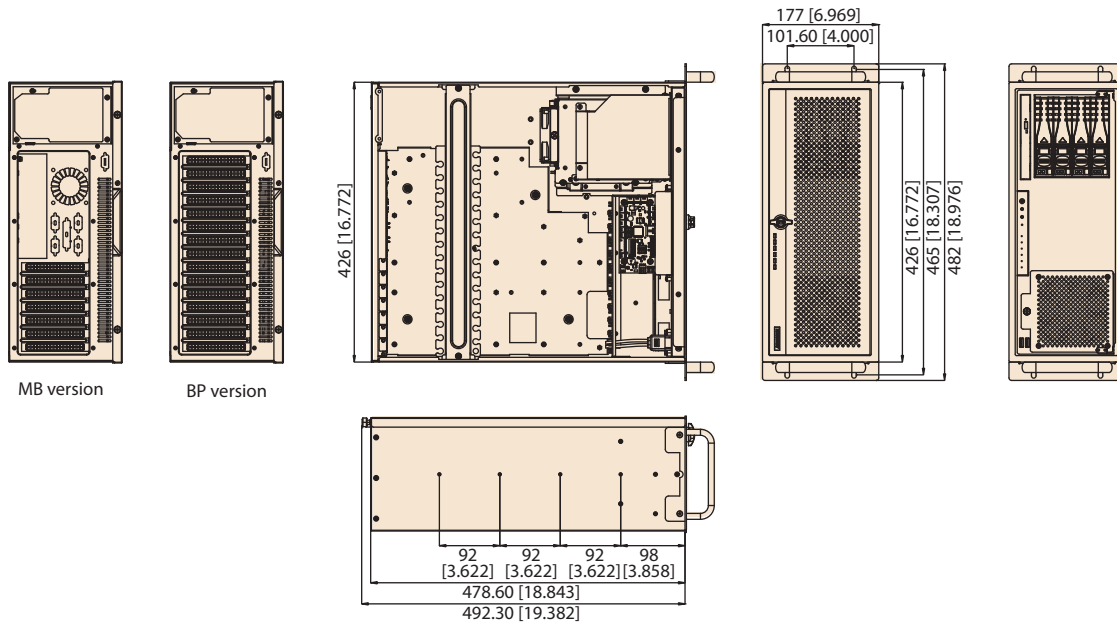
*Note: Backplane, SBC, motherboard, and power supply are not included.



ADVANTECH iAutomation
Premier Partner

Dimensions

Unit: mm [inch]



Ordering Information

Part Number	Power Supply	Wattage	Switch type
Backplane Version			
ACP-4340BP-50B	PS8-500ATX-BB	500W	ATX
ACP-4340BP-50RB	RPS8-500ATX-GB	500W(1+1)	ATX
Motherboard Version			
ACP-4340MB-50B	PS8-500ATX-BB	500W	ATX
ACP-4340MB-70B	PS8-700ATX-BB	700W	ATX
ACP-4340MB-50RB	RPS8-500ATX-GB	500W(1+1)	ATX

Spare Parts

Part Number	Description
98R2132000E	Black mobile HDD tray
1990021256T000	Door filter

Optional Accessories

Part Number	Description
96CB-SATAPOWER-6P2	SATA power wire 6-pin to big 4-pin (for slim ODD)
1700029268-01	Power cable for GPU card (Two 4-pin 12V connectors to one 6+2 pins PCIe power connector)
1700024754-01	Power cable for GPU card (Two B4P Molex connectors to one 6+2 pins PCIe power connector)

* If GPU card with 2 power connectors, please use 1700029268-01*1 + 1700024754-01*1; if GPU card with 1 power connector, please use 1700029268-01.

* Only 500W or higher wattage PSU support 1700029268-01 and 1700024754-01 for high-end GPU card.