

Vertrieb durch



AMC – Analytik & Messtechnik GmbH Chemnitz

Heinrich-Lorenz-Str. 55
09120 Chemnitz

Tel.: +49/371/38388-0
Fax: +49/371/38388-99

E-Mail: info@amc-systeme.de

Web: www.amc-systeme.de

Gl.bench Data Acquisition Software

The Key to Faster
Measurement Results




This section shows a detailed view of the Gl.bench software interface. On the left, there is a configuration window with various tabs and options for setting up the data acquisition system. On the right, there is a control panel with two sine wave generators, 'Sine1' and 'Sine2', each with a slider and a numerical display. Below the control panel, there is a table showing the values for the sine waves:

Variable	Value	Slider	Sparkline
Sine1	-1.644		
Sine2	4.720		
Square	-0.8		
Triangle	-0.811		

Below the screenshot, there are three hexagonal icons labeled 'API', 'Storage', and 'Service'. At the bottom right, there is a logo for 'AMC' and the website address www.amc-systeme.de. The text 'Systeme für die Mess-, Prüf- und Automatisierungstechnik' is also present.

Gl.bench Data Acquisition Software - the Key to Faster Measurement Results

Gl.bench is a state-of-the-art data acquisition software environment that combines system setup and configuration, as well as logging and monitoring of multiple data streams in one easy-to-use desktop application. Gl.bench enables you to configure, execute, and analyze your testing and monitoring projects on the fly with access to high availability measurement data, anywhere.



Upgrade to Gl.cloud

A Gl.bench installation can be upgraded to a Gl.cloud platform for more distributed I/O devices.



Quick and Easy Setup of Multi-channel DAQ Systems

Reduce setup time and cost to a minimum with channel grouping, multi-channel editing, and robust configuration import and export.



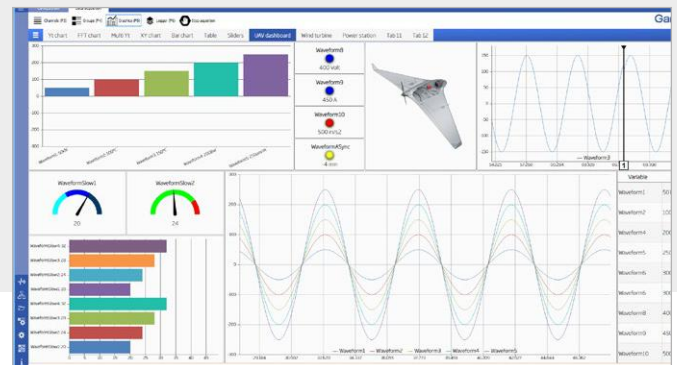
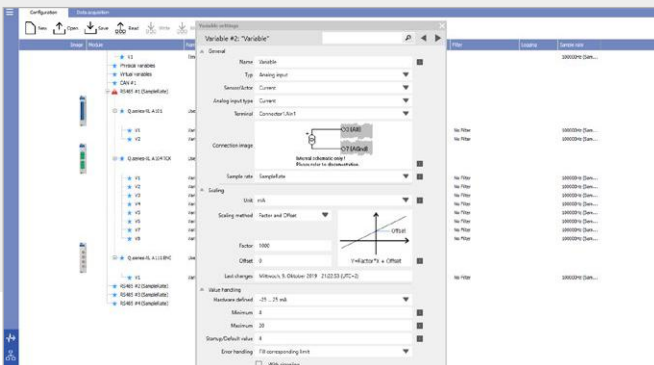
Configure Multi-frequency Data Loggers

Create multiple data loggers, each with their own configurable channel set and sample rate to minimize data overhead.



Create Engaging Dashboards

Visualize live and historical data on engaging, personalized dashboards designed to help you make insightful observations quickly.





Key Features

DAQ System Setup

- I/O module configuration, calibration, alarming
- Project-based configuration
- Channel groups
- Multi-channel editing
- Import and export
- Sensor database
- Offline editing
- Signal quick view

Data Logging

- Multi-frequency data logging
- Save data in different formats
- Multiple logger modes
- Parallel data logging
- Data stream merging

Custom Dashboards

- Configurable multi-tab dashboards
- Real-time and historical data
- YT, XY, Oscilloscope, FFT, Bar, 3D
- Embedded IP camera stream
- Remote viewing via any web browser
- Save dashboard layouts with project
- High-granularity zoom
- Signal markers
- Print and save to file

Online Analysis

- Engineering unit conversion
- Real-time calculation
- Frequency analysis
- Rainflow counting
- Data reduction methods

Intuitive User Interface

- Modern look and feel
- Multilingual user interface
- Context-sensitive help
- Configuration self-check

Enhanced Features

- Cloud edge device configuration
- Third-party data stream integration
- PubSub extensions for OPC UA, MQTT, DDS
- Parameterization of CAN, EtherCAT, PROFINET, test.con apps
- Data acquisition with F108 Optical Gage Amplifier and 4 MHz Q.boost
- Advanced API for configuration and data access

to be easily upgraded to monitoring and controlling



Share Dashboards

Allow teams to monitor dashboards on any computer or mobile device using a web browser without the need for additional client software.



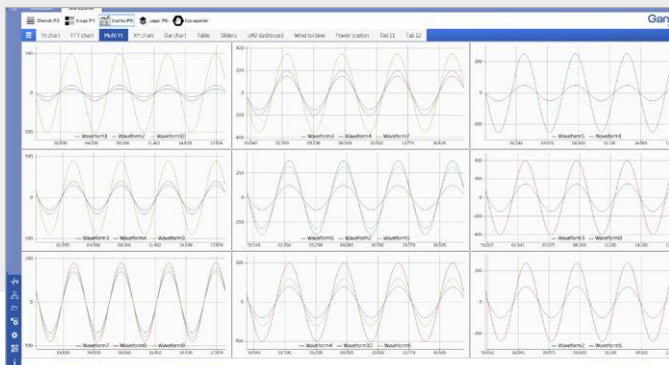
Modern API for Configuration and Data Access

Connect third party applications, promote interoperability, and expand data analysis capabilities using an advanced API.



Processing of Large Volumes of Data

Add an adaptive and scalable data backend to efficiently process and rapidly analyze large volumes of data.



Gantner Instruments GmbH

Austria | Germany | France | Sweden |
India | USA | China | Singapore

Headquarters

Montafonerstrasse 4
6780 Schruns
Austria

T +43 5556 77 463-0
info@gantner-instruments.com

www.gantner-instruments.com

Test and Measurement Technology.
Designed for You.

Vertrieb durch



AMC – Analytik & Messtechnik GmbH Chemnitz

Heinrich-Lorenz-Str. 55 Tel.: +49/371/38388-0
09120 Chemnitz Fax: +49/371/38388-99
E-Mail: info@amc-systeme.de Web: www.amc-systeme.de

